

+	5	6	7	8	9
5					
6					
7					
8					
9					


1	2	3	4	5	6	7	8	9	10
11	12	13	14	15	16	17	18	19	20
21	22	23	24	25	26	27	28	29	30
31	32	33	34	35	36	37	38	39	40
41	42	43	44	45	46	47	48	49	50
51	52	53	54	55	56	57	58	59	60
61	62	63	64	65	66	67	68	69	70
71	72	73	74	75	76	77	78	79	80
81	82	83	84	85	86	87	88	89	90
91	92	93	94	95	96	97	98	99	100

Draw shapes by joining the dots. Use a ruler.


Draw a triangle.




Draw a different triangle.




Draw a quadrilateral.




Draw a different quadrilateral.




Draw a pentagon.




Draw a different pentagon.



Draw a heptagon.



Draw a different heptagon.



A shop sold 10 ice lollies on Tuesday.



Number of lollies sold	
Sunday	
Monday	
Tuesday	
Wednesday	
Thursday	
Friday	
Saturday	

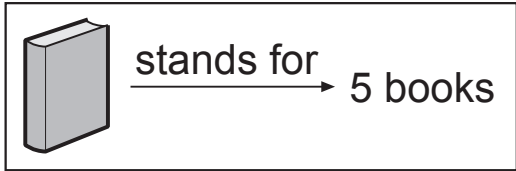
How many lollies were sold on Monday?

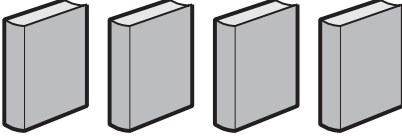
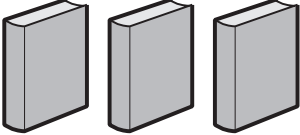
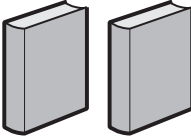
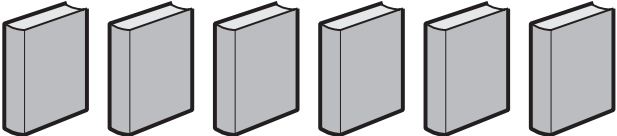
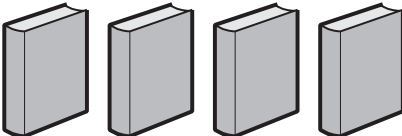
How many more lollies were sold on Thursday than on Sunday?

What other questions could you ask?

.....
.....

Number of books borrowed from the library



Sunday	
Monday	
Tuesday	
Wednesday	
Thursday	

How many books were borrowed on Monday?

How many more books were borrowed on Wednesday than on Tuesday?

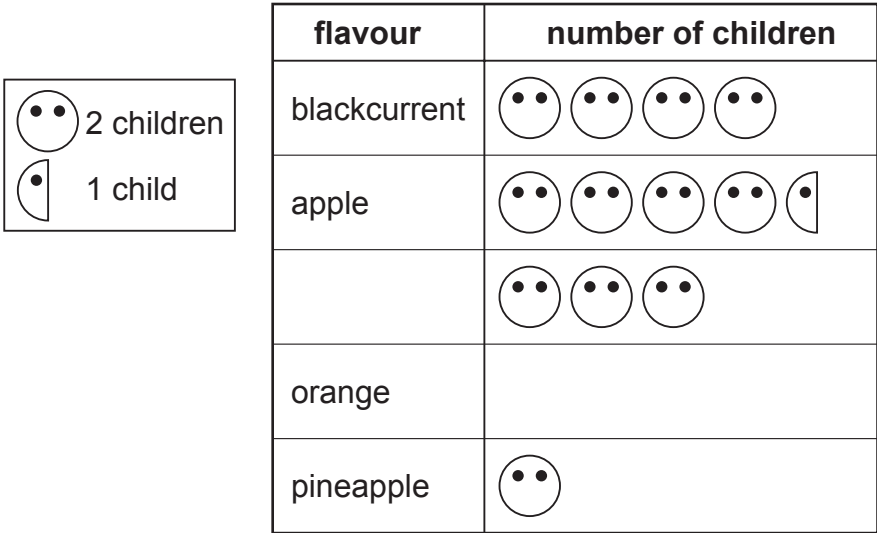
What other questions could you ask?

.....
.....

Class survey of favourite fruit drinks

flavour	number of children
pineapple	2
orange	10
blackcurrant	8
grapefruit	6
apple	9

Complete the pictogram for the class.



How many children altogether chose the two most popular fruit drinks?

Write another question you can ask about the results of the survey.

.....
