

# National Professional Standards for Teachers and School Leaders – Help Guide

## Standards/Statements

### Step 1: Reviewing the Standards and Statement

Select your chosen standard from the first screen by clicking on either the Standards for Teachers Symbol or the Standards for School Leaders symbol.

After your selection, you will be able to choose a standard by clicking on the standard diagram on the left of the screen.

**National Professional Standards for Teachers and School Leaders**

Login Home Help Close

**The Professional Standards for Teachers**

The Professional Standards for Teachers describe the capabilities that teachers need to provide challenging and rewarding learning experiences for students. They comprise twelve interrelated, career long standards that address the key requirements of teachers working in independent Schools.

As illustrated in the diagram, the core standard focuses on teachers' capacity to interpret Curriculum Standards and other course documents to design innovative and flexible learning activities for individuals and groups of students.

Six standards that centre on teaching practice support this core standard. They describe the capabilities that teachers need to:

- use teaching practices and resources to engage students in

**Standard 2: Use teaching strategies and resources to engage students in effective learning**

Click the standard number for information about that standard

Standard titles

Image 1: Teacher standards – overall information and diagram

### Step 2: Selecting a Statement

Click on any standard on the left-hand side of the Standard screen. The menu on the right-hand side of the provides the related required skills, knowledge disposition, information and evidence guide (click on the name to read the information).

### Step 3: Moving around the Standards

After your selection; you may go to a different Statement by clicking on the Statement tabs (7.1, 7.2, and so on) on the left of the screen. Choose a different Standard by clicking on the Standard tabs at the top left of the screen.

**National Professional Standards for Teachers and School Leaders**

Standards 1 2 3 4 5 6 7 8 9 10 11 12 Login Home Help Close

**Standard 3**

**Standard 3**

3.1 Critically review personal Arabic and English language, literacy and numeracy skills.

3.2 Determine students' language, literacy and numeracy skills to inform the planning and implementation of learning experiences.

3.3 Integrate language and literacy development across all teaching/subject areas.

3.4 Integrate numeracy development across all teaching/subject areas.

3.5 Monitor and evaluate students' language, literacy and numeracy development.

**Foster language, literacy and numeracy development**

This standard covers the requirements for reviewing personal language, literacy and numeracy skills and facilitating the development of students' language, literacy and numeracy skills through a broad range of teaching and learning activities across all teaching/subject areas.

**Consider**

- In what context do I apply the standard?
- What are the requirements of the standard?
- Do I meet the requirements of the standard? Do I have the necessary skills, knowledge and disposition?
- What evidence can I present to show that I meet the requirements of the standard?
- Are there any aspects of my professional practice in relation to the standard that require further development?
- What can I do to improve my professional practice?
- How will I know that I have strengthened my practice?

**Self-audit**

- Required Skills
- Required Knowledge
- Required Disposition
- Evidence Guide
- Professional Journal
- Glossary

Standard Numbers

Right-hand side menu

Image 2: Teacher standards – individual standard information plus menu

# National Professional Standards for Teachers and School Leaders – Help Guide

## Self Audit Tool

The self audit tool will help you to assess your capabilities in relation to the National Professional Standards and to identify your professional development needs. This is done through a four-step process.

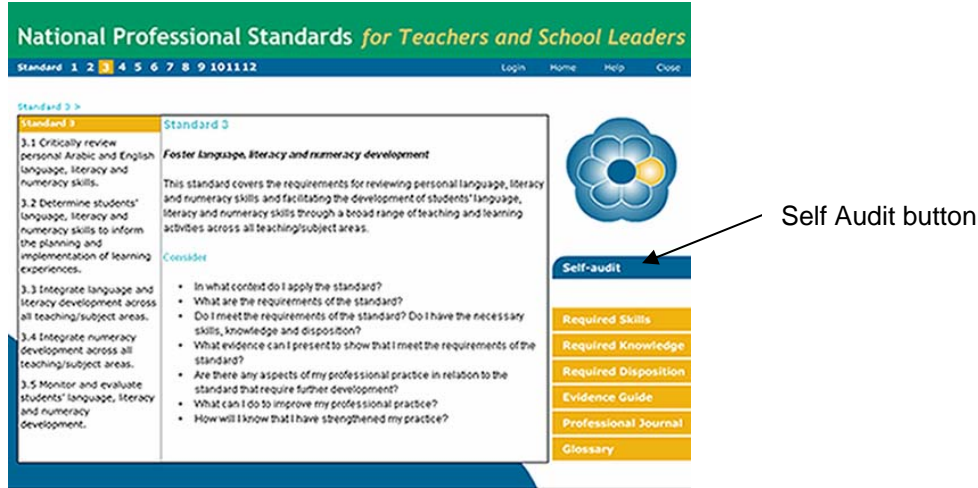


Image 3: same as image 2

### Step 1: Identify the focus of your Professional Development

On the first screen of the self audit tool, select the set of standards that is most relevant to you - Teachers or School Leaders. You will be asked to select which aspects of your teaching practice that you wish to focus on (you may choose up to three topics at any one time).

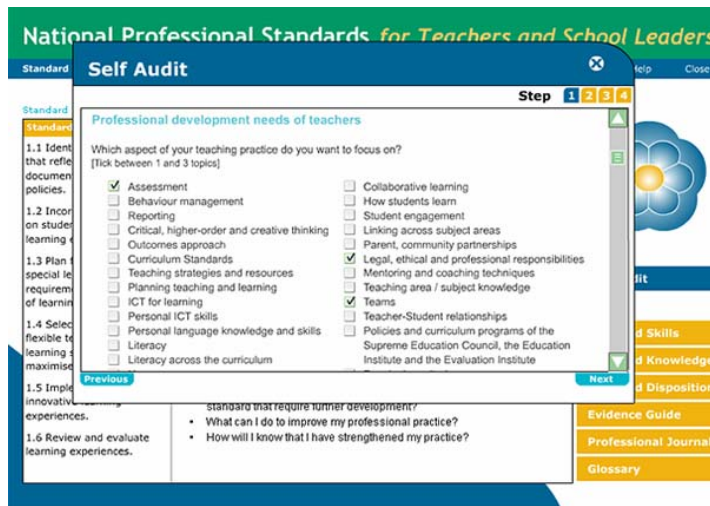


Image 4: Self audit tool – topic selection screen

Click next to continue.

You will be asked to provide supporting evidence to show why this is important & should be your professional development focus.

Click next to continue.

You will be asked if you wish to include any other standards in your professional development focus.

Click next to continue.

## National Professional Standards for Teachers and School Leaders – Help Guide

### Step 2: Reflect on your Professional Practice

Click on each of the statements in the list provided and show whether you routinely incorporate each of the practices in your trading. You will be asked to substantiate this with evidence.

You will be provided with a summary of you at this stage which can be printed for your professional development purposes.

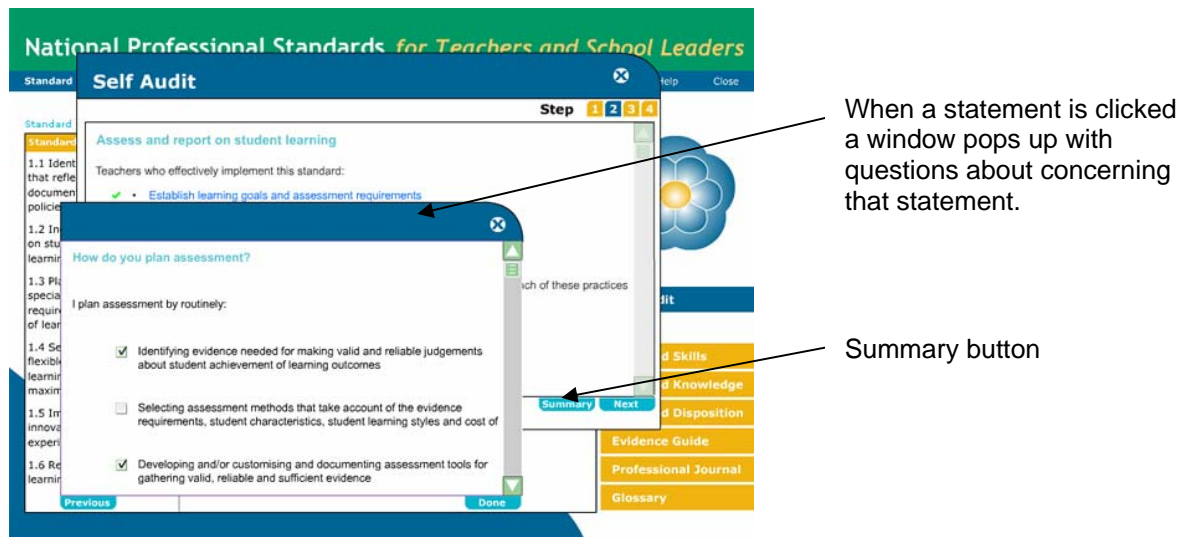


Image 5: Self audit tool – Statement response screen

Click next to continue when you have responded to each statement.

### Step 3: Determine your stage of development

This step will enable you to choose which career stage you believe best describes your capacities in relation to your chosen standards.

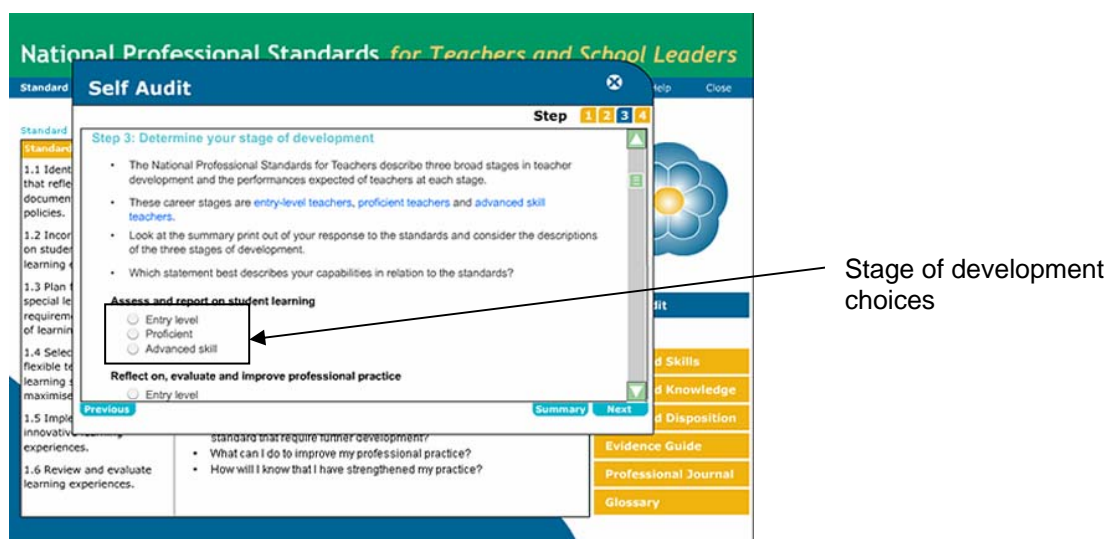
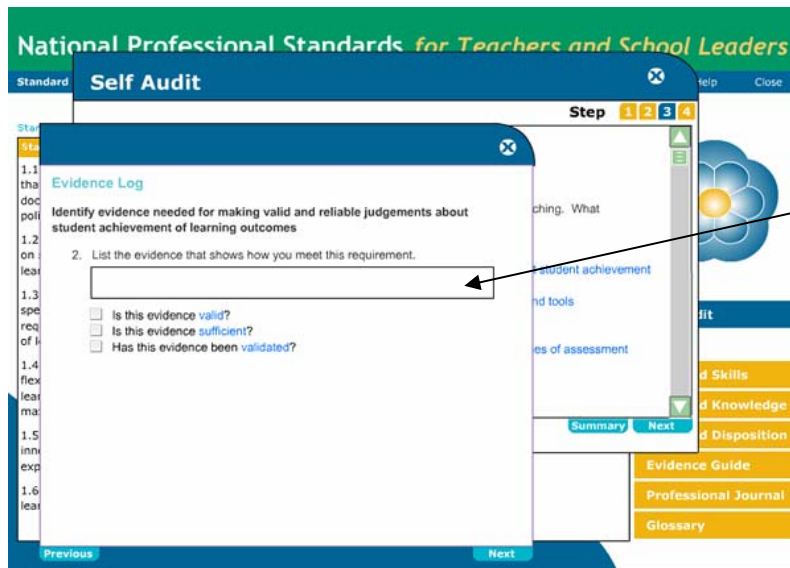


Image 6: Self audit tool – Stage of Development screen

After choosing your stage, click next to continue

## National Professional Standards for Teachers and School Leaders – Help Guide

You will be asked to provide evidence to support your choice.



When a requirement is clicked a window pops up with space to input evidence of how that requirement is being met.

Image 7: Self audit tool – Stage of Development screen

Click next to continue when you have responded to each statement.

At this stage, you will be provided with the knowledge and skills requirements for your reflection.

Click next to continue.

### Step 4: Establish your personal action plan

This step will assist you assess summation of whether you meet the minimum requirements to the career stage you have selected, as well as the indicating areas in which you would appear to require further development.

At this stage you will be provided with an action plan containing all the actions that you have decided to undertake in relation to each of the identified professional development needs.

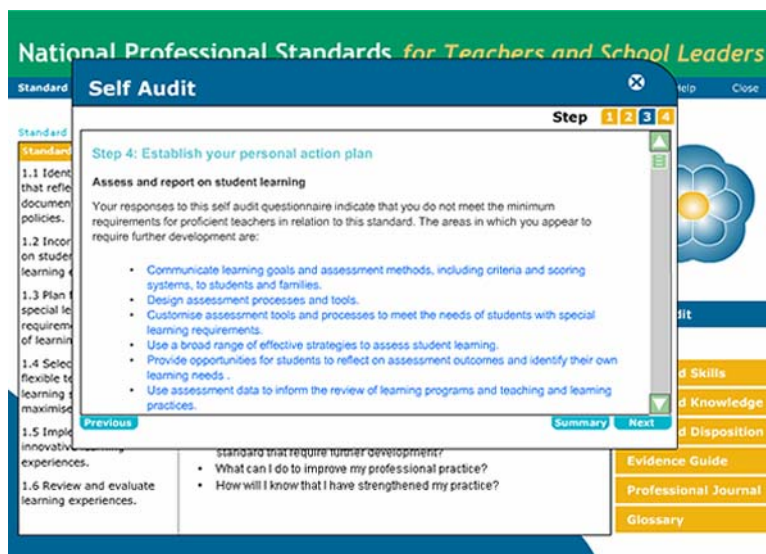


Image 8: Self audit tool – Personal action plan

# National Professional Standards for Teachers and School Leaders – Help Guide

## Professional Journal

The Professional Journal is a personal workspace for you to record any notes related to the standards and statements. These notes can be printed and saved at any time for later use.

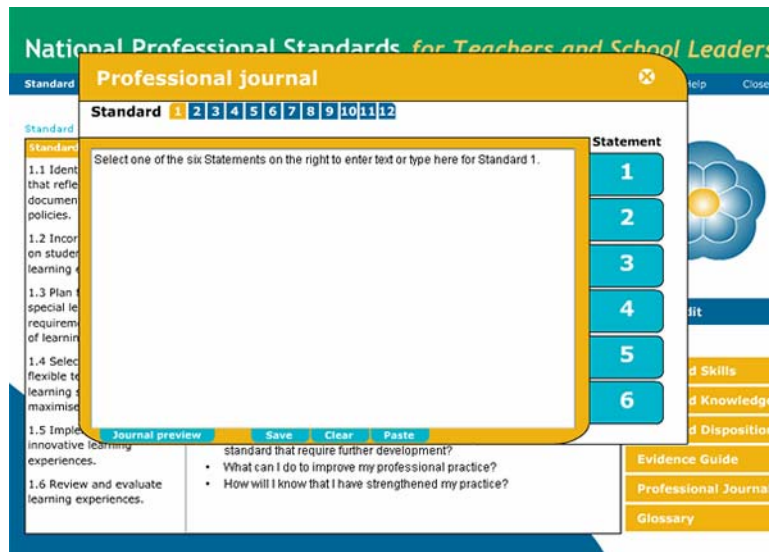


Image 9: Professional Journal

## Glossary

The glossary provided an online explanation of terms used with the National Professional Standards for Teachers & School Leaders.

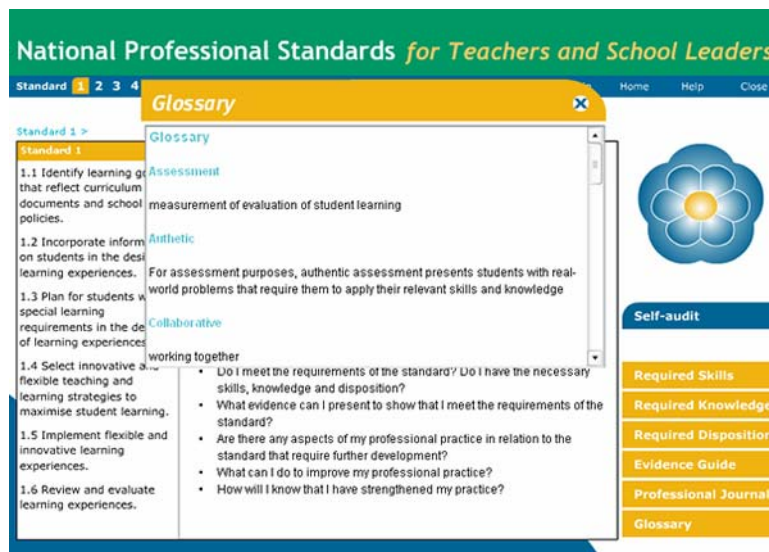


Image 10: Glossary

## Overview of Major Screens

- Standards Teacher/School Leaders Selection Screen
- Standards Section Screen
- Professional Journal Screen
- Glossary Screen
- Self-audit – Step 1 Screen
- Self-audit – Step 2 Screen
- Self-audit Summary
- Self-audit Step 3 Screen
- Self-audit Step 4 Screen
- Self-audit – Action Plan